

Extract from “Skills, Education, and the Rise of Earnings Inequality among the ‘Other 99 Percent’ ”

By David H. Autor. Published in *Science* (May, 2014)
Volume 344, Issue 6186, pp. 843–851.

James J. Heckman
University of Chicago

AEA Continuing Education Program
ASSA Course: Microeconomics of Life Course Inequality
San Francisco, CA, January 5-7, 2016



Figure 1: College/high school median annual earnings gap, 1979-2012
(In constant 2012 dollars)

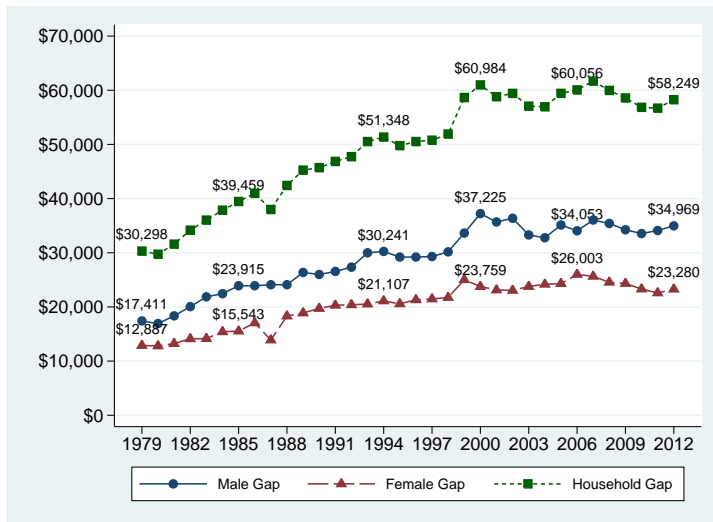


Figure 2: Cross-national differences in wage returns to skills, 2011-2013
(Percentage increase for a one standard deviation increase in skill)

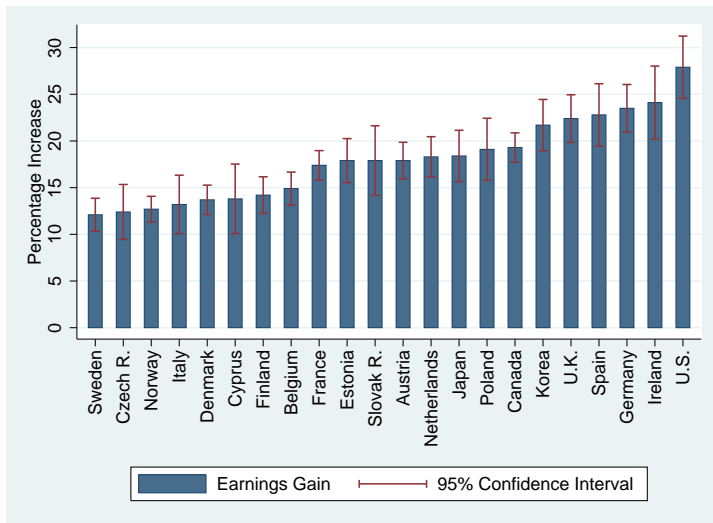


Figure 3: The supply of college graduates and the U.S. college/high school premium, 1963-2012

(A) College share of hours worked (%), 1963-2012: All working-age adults

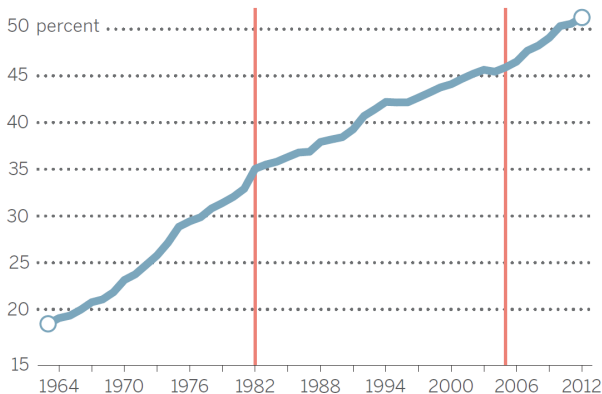


Figure 3: The supply of college graduates and the U.S. college/high school premium, 1963-2012 (cont.)

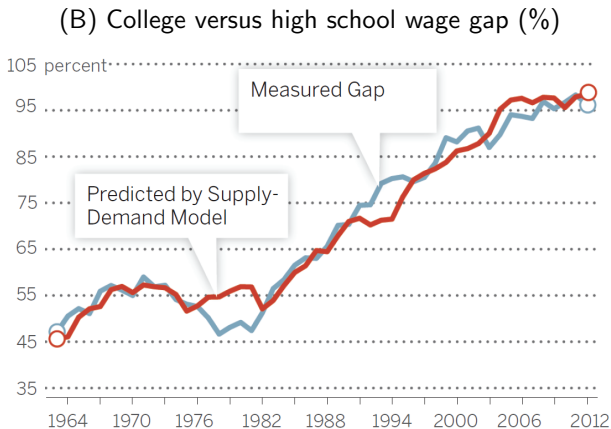


Figure 4: Present discounted value of college relative to high school degree net of tuition, 1965-2008
 (College/high school difference, 2009 dollars)

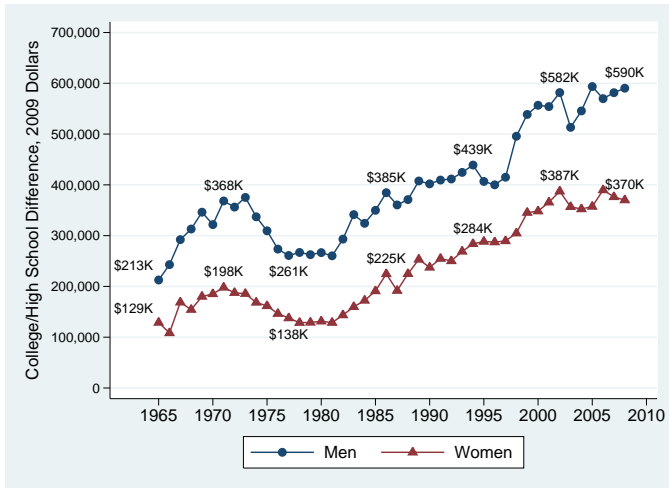


Figure 5: Earnings inequality and economic mobility: cross-national relationships

(A) Generational earnings elasticity
(higher values imply lower mobility)

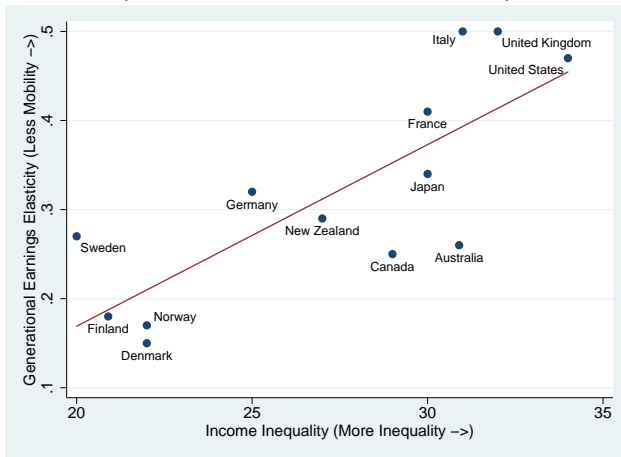


Figure 5: Earnings inequality and economic mobility: cross-national relationships (cont.)

(B) Generational earnings elasticity
(higher values imply lower mobility)

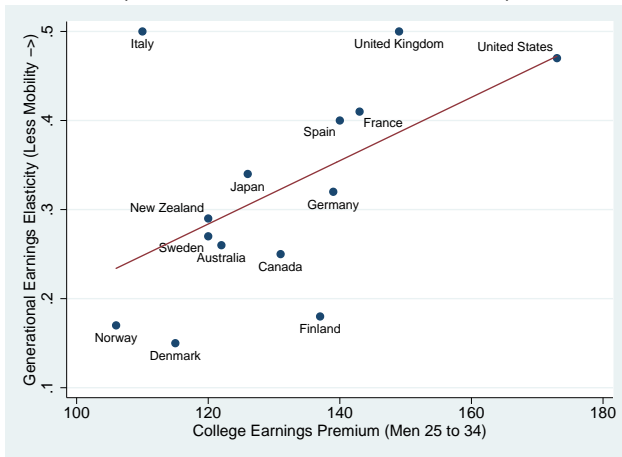


Figure 6: Changes in real wage levels of full-time U.S. workers by sex and education, 1963-2012

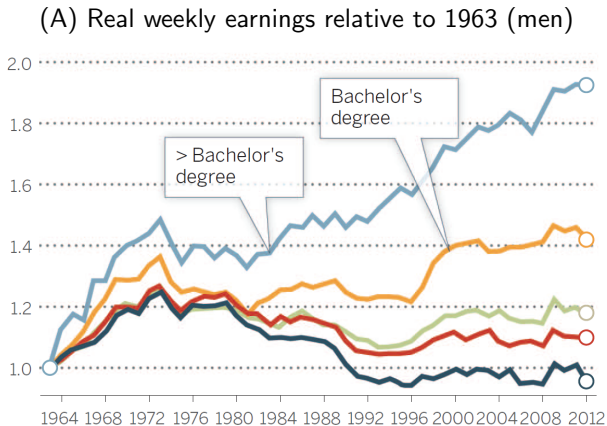


Figure 6: Changes in real wage levels of full-time U.S. workers by sex and education, 1963-2012 (cont.)

